

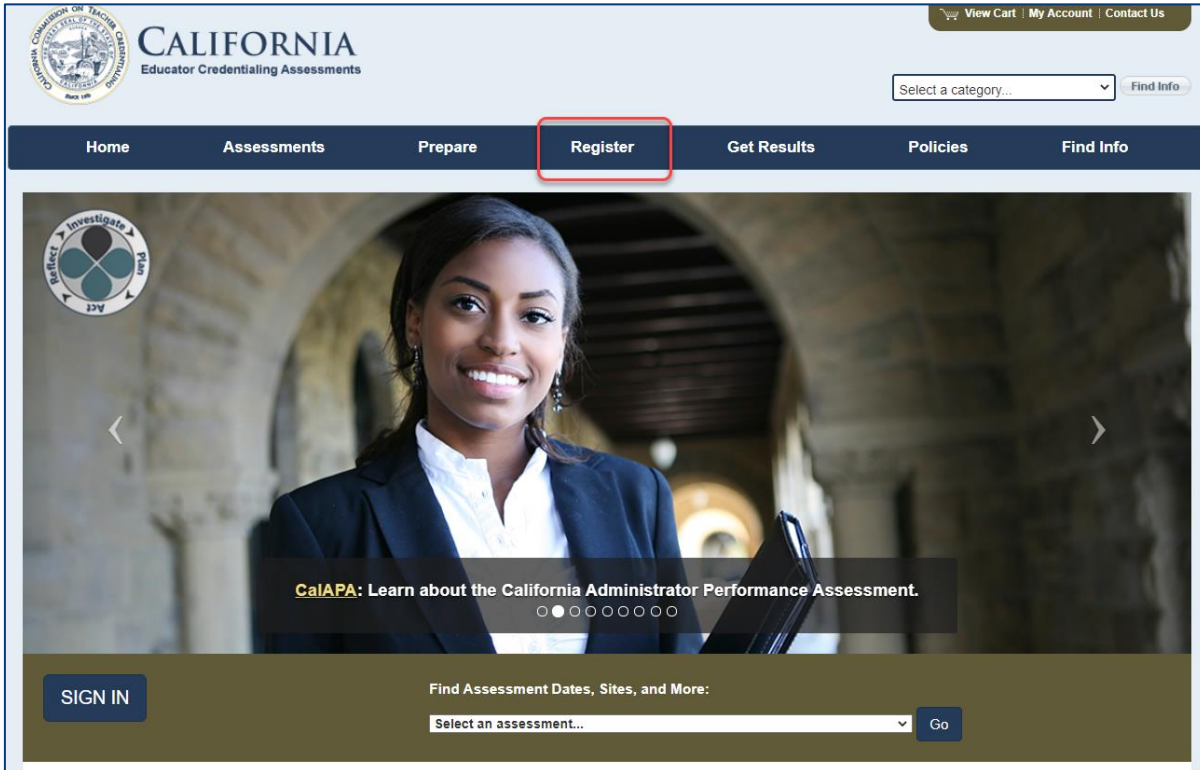


Registration Overview

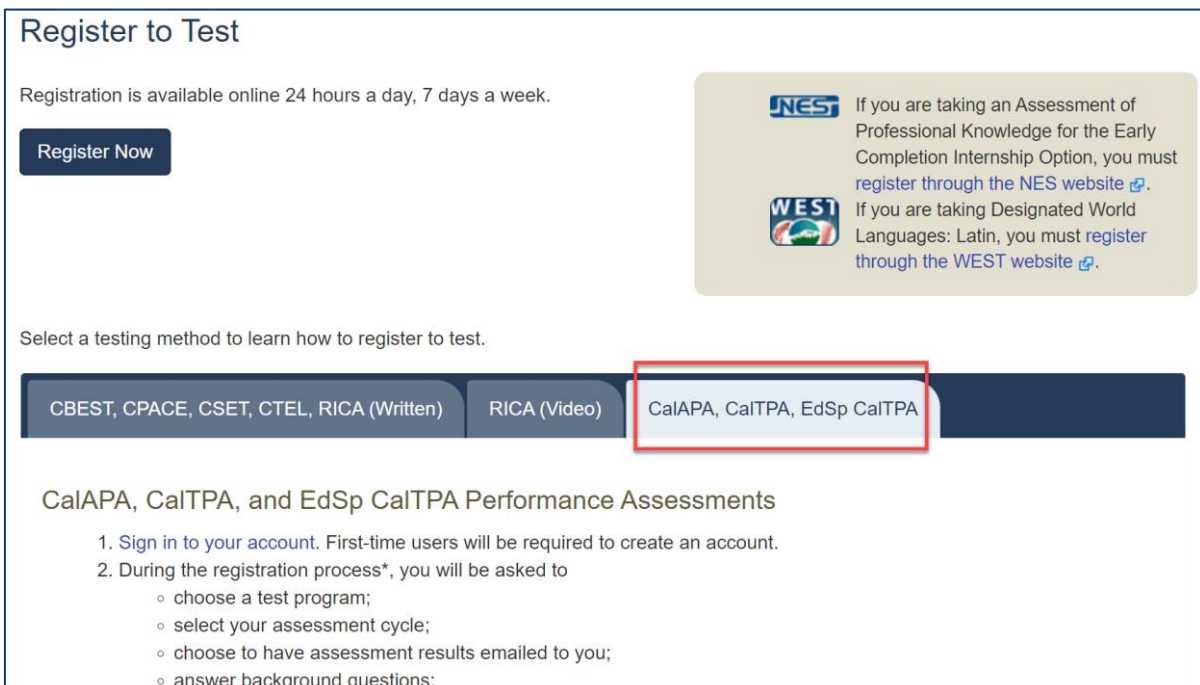
Candidate Guide for Education Specialist CalTPA

1. Getting Started

Register for Education Specialist CalTPA at [the California Credentialing Assessments website](#).
Select Register in the top navigation



Then, on the Register to Test page, select the “CalAPA, CalTPA, EdSp CalTPA” tab and review the registration information provided.



Register Now

When you are ready to register, select the Register Now button on this page.

2. Create an Account


On the sign-in screen, click the link to “Create an account now.”

Sign In

Please enter your email address and password to proceed.

Email Address:

Password: [Forgot password?](#)

 **Sign In**

Don't have an account? [Create an account now.](#)

The system will take you through the account-creation process, where you will select a password and provide information about yourself, including your full name and address.

If you have previously created an account, you may sign in using your email address and the password you established when you created the account.

3. Register

To continue, you are required to confirm your identity.

Identity Confirmation

Because of laws protecting confidentiality and privacy, only you can register yourself for an assessment or make inquiries regarding your registration status.

I am the person who will be taking the assessment.

Next









A. Choose Your Program

On the Program Selection screen, select EdSp CalTPA from the list of California educator credentialing assessments programs.

Home / Register

Program Selection

Choose a program and click Next to register:

-  California Administrator Performance Assessment (CalAPA)
-  California Teaching Performance Assessment (CalTPA)
-  Education Specialist California Teaching Performance Assessment (EdSp CalTPA)
-  California Basic Educational Skills Test (CBEST)
-  California Preliminary Administrative Credential Examination (CPACE)
-  California Subject Examinations for Teachers (CSET)
-  California Teacher of English Learners (CTEL)
-  Reading Instruction Competence Assessment (RICA)

[Previous](#) [Next](#)

B. Select Your Cycle

On the Assessment Selection screen, select the EdSp CalTPA instructional cycle that you wish to register for. You may select one cycle per registration.

Assessment Selection

Select the assessment cycle you would like to take.

Assessment	Options
Select the cycle you would like to take.	Select the cycle you would like to take.
Extensive Support Needs (ESN)	<ul style="list-style-type: none">Extensive Support Needs Cycle 1: Learning About Students with IEPs and Planning Instruction (Literacy)Extensive Support Needs Cycle 1: Learning About Students with IEPs and Planning Instruction (Mathematics)Extensive Support Needs Cycle 2: Assessment-Driven Instruction for Students with IEPs (Literacy)Extensive Support Needs Cycle 2: Assessment-Driven Instruction for Students with IEPs (Mathematics)
Mild to Moderate Support Needs (MMSN)	<ul style="list-style-type: none">Mild to Moderate Support Needs Cycle 1: Learning About Students with IEPs and Planning Instruction (Literacy)Mild to Moderate Support Needs Cycle 1: Learning About Students with IEPs and Planning Instruction (Mathematics)Mild to Moderate Support Needs Cycle 2: Assessment-Driven Instruction for Students with IEPs (Literacy)Mild to Moderate Support Needs Cycle 2: Assessment-Driven Instruction for Students with IEPs (Mathematics)

C. Answer the Score Reporting Options Question

Indicate if you wish to receive your test results via email. If you indicate Yes, your test results will be emailed to you when they are available. Note that, when they become available, your test results are always posted to your account on the program website, regardless of how you answer this question.

Score Reporting Options

Results via Email

Do you wish to have your score report sent to your email address, as a PDF attachment?

Yes

No

[Previous](#) [Next](#)

D. Answer the Background Questions

You will be asked to answer the following series of questions. When you are registering, answer these questions as best you can. You will be able to update your answers after you register, at any time up until you submit your cycle for scoring.

Question	Instruction
Ethnicity	Select the option that best describes yourself. <i>You may answer this question "Choose not to respond."</i>
Language	Indicate the language(s) were you fluent in as a child. Options are: <ul style="list-style-type: none">• English only• English and one or more other languages• American Sign Language Only• American Sign Language and one or more languages

Question	Instruction
Field Specialty / Language of Instruction	<p>If you are a Multiple Subject or Single Subject candidate who is in a Bilingual Placement and are providing instruction that is delivered not in the English language, please select the language of instruction you are using. If you are a Multiple Subject or Single Subject candidate providing instruction that is delivered in the English language, please select “English”. If you are a World Language candidate, please select from the list the language in which you are providing instruction. The submission will be scored by a subject area expert fluent in the language of the placement for the language you select. Options are:</p> <ul style="list-style-type: none"> • English • Bilingual placement with instruction in Spanish • Bilingual placement with instruction in American Sign Language • Bilingual placement with instruction in Arabic • Bilingual placement with instruction in Armenian • Bilingual placement with instruction in Chinese (Cantonese) • Bilingual placement with instruction in Chinese (Mandarin) • Bilingual placement with instruction in Farsi • Bilingual placement with instruction in Filipino/Tagalog • Bilingual placement with instruction in French • Bilingual placement with instruction in German • Bilingual placement with instruction in Hmong • Bilingual placement with instruction in Japanese • Bilingual placement with instruction in Khmer • Bilingual placement with instruction in Korean • Bilingual placement with instruction in Portuguese • Bilingual placement with instruction in Punjabi • Bilingual placement with instruction in Russian • Bilingual placement with instruction in Vietnamese
Preparation Program	<p>Indicate the preparation program in which you are enrolled at the time you complete the EdSp CalTPA. Your scores will be reported to this program.</p>

Question	Instruction
Program Length	Select the option that best describes the length of your teacher preparation program. Options are: <ul style="list-style-type: none"> • Less than 12-month program • 12-month program • 18-month program • 24-month or longer program
Program Type	Select the option that best describes the type of educator preparation program in which you are enrolled. Options are: <ul style="list-style-type: none"> • District Intern • Integrated Undergraduate Teacher Credentialing Program (ITEP) • University Intern • University Student Teaching Program • University Private School Program • Residency Program
Placement Setting	Select the option that best describes the setting of your teaching placement. Options are: <ul style="list-style-type: none"> • City • Suburban • Town • Rural
Placement School	Select the option that best describes the type of your teaching placement. Options are: <ul style="list-style-type: none"> • Home Placement • Public • Public Charter • Private • Non-Public School • State Special School
Placement Length	Select the option that best describes the ENTIRE length of your teaching placement. Options are: <ul style="list-style-type: none"> • Less than 6 weeks • 6–12 weeks • 13 weeks to 6 months • Longer than 6 months

Question	Instruction
Placement Grade Level	<p>Select the option that best describes the educational setting/grade level of your teaching placement. If your placement setting/classroom contains multiple grades, select the grade level that most closely corresponds to the majority of students with whom you are working. Options are:</p> <ul style="list-style-type: none"> • Pre-School/Pre-K • TK • K • 1 • 2 • 3 • 4 • 5 • 6 • 7 • 8 • 9 • 10 • 11 • 12 • Adult Transition • Itinerant
Hours/Units	<p>Select the option that best indicates how many units will you have completed in your teacher preparation program at the end of this semester/grading period in which you are submitting this EdSp CalTPA cycle. Options are:</p> <ul style="list-style-type: none"> • 1–6 semester hours/1–9 quarter units • 7–15 semester hours/10–23 quarter units • 16–24 semester hours/24–36 quarter units • 25 or more semester hours/37 or more quarter units • None

Question	Instruction
Teaching Model	<p>Select the option that best describes the teaching model used in your teaching placement. Options are:</p> <ul style="list-style-type: none">• Special Day Class (SDC) - Self-contained classroom• Resource Specialist - Push-in (in general education classroom working with students on IEPs)• Resource Specialist - Pull-out (working with students on IEPs outside of general education classroom)• Co-Teaching - Teaching with a general education teacher in the general education classroom

E. Review Your Registration

Take a moment to review your registration selections. You may use the Change links on the right side of this screen to revise any of your selections.

Review Registration		
Program Selection	Education Specialist California Teaching Performance Assessment (EdSp CalTPA)	Change
Assessment(s)	Extensive Support Needs Cycle 1: Learning About Students with IEPs and Planning Instruction (Literacy)	Change
Score Reporting Options	Results via Email: <ul style="list-style-type: none">• Yes	Change
Background Questions	Ethnicity: <ul style="list-style-type: none">• African American/Black Sexual Orientation: <ul style="list-style-type: none">• Decline to state Language: <ul style="list-style-type: none">• English and one or more other languages Field Specialty / Language of Instruction: <ul style="list-style-type: none">• English Preparation Program: <ul style="list-style-type: none">• California State University, Los Angeles Program Length: <ul style="list-style-type: none">• Less than 12-month program Program Type: <ul style="list-style-type: none">• District Intern Placement Setting: <ul style="list-style-type: none">• City Placement School: <ul style="list-style-type: none">• Public Placement Length: <ul style="list-style-type: none">• 6-12 weeks Placement Grade Level: <ul style="list-style-type: none">• 3 Hours/Units: <ul style="list-style-type: none">• 16-24 semester hours/24-36 quarter units Teaching Model: <ul style="list-style-type: none">• Resource Specialist - Push-in (in general education classroom working with students on IEPs)	Change

[Add to Cart](#)

When you are satisfied with your selections, select Add to Cart.

4. Check Out and Provide Payment

Your registration is now in your cart. Select Check Out.

View Cart		
Description	Actions	Price
Registration	Remove	
Extensive Support Needs Cycle 1: Learning About Students with IEPs and Planning Instruction (Literacy)		\$150.00
	Total Due:	\$150.00

[Check Out](#)

You must now acknowledge your agreement to the Education Specialist CalTPA Rules of Participation. They are presented at this point in the registration system for your review.

Agreement

In order to register for an assessment, you must acknowledge that you have had adequate opportunity to review the rules and policies that apply to Education Specialist California Teaching Performance Assessment registration and agree to abide by them. These rules and policies are contained on the current program website and in the applicable Rules of Participation, which are presented below for your review.

For the purpose of these Rules of Participation, the following definitions apply:

- **"Evaluation Systems"**—Evaluation Systems, a business of NCS Pearson, Inc. (referred to throughout as Evaluation Systems)
- **"Program"**—The preparation program in which you are enrolled
- **"CTC"**—The California Commission on Teacher Credentialing, the state agency that owns the EdSp CalTPA and has authorized participation in fulfillment of the state's teacher performance assessment requirement for the Preliminary Multiple and Single Subject Teaching Credentials
- **"EdSp CalTPA"**—Education Specialist California Teaching Performance Assessment

1. **PURPOSE OF ASSESSMENT:** I understand that this assessment is administered for the purpose of fulfilling a program requirement and/or a California preliminary teaching credentialing

I acknowledge that I have had adequate opportunity to review, to my satisfaction, the instructions, rules, policies, and other terms and conditions that apply to Education Specialist California Teaching Performance Assessment registration, which are contained on the current program website and in the applicable Rules of Participation provided above for my review, and I agree to abide by the conditions set forth on the current program website, including the Rules of Participation.

[Next](#)

Be sure to review the Withdrawal/Refund Policy carefully, and acknowledge that you have done so.

You will then be asked to review and submit your order.

You have now completed your registration and may access the ePortfolio system.

Next Steps

Thank you for your order. Your order details are listed below and have also been added to your account.



Begin Work on Your Assessment

You may now access and submit assessment materials using the Pearson ePortfolio system.



Print Your Receipt

Your transaction details, including any access codes, if applicable, have been emailed to you and have also been added to your account. You may wish to print this page as your receipt for this order.

Order Number: 5981000029227

5. Begin Working in the ePortfolio System

Begin building your portfolio in the ePortfolio system, available through your account on the program website. Candidates are encouraged to review the [online training available on the website](#), which include tips, guides, and tutorials about building and submitting your portfolio.